

Item No.	رقم المواصفة	تعديل لتصحيح	بدلا من
4	12	ILLUMINATION system that provides LED illumination system or xenon light (with an integrated emergency lamp or extra module supply) type Led or Xenon	ILLUMINATION system that provides LED illumination system or xenon light (with an integrated emergency lamp)
3	2	A floor stand surgical microscope is dedicated for use in ophthalmic surgical retina procedures is required .	A false ceiling surgical microscope is dedicated for use in ophthalmic surgical retina procedures is required .
3	10	Protection Laser filter for surgeon and assistant (third manufacturer will be acceptable)	Protection Laser filter for surgeon and assistant .
4	8	Binoocular tubes for main surgeon and assistant with adjustable papillary distance (PD). * Assistance tube with zero degree of the main binocular (must be priced separately)	Binoocular tubes for main surgeon and assistant with adjustable papillary distance (PD) Assistance tube with zero degree of the main binocular
4	16	FHD digital camera and recorder * archiving system(must be priced seperatly)	Full archiving system (FHD) digital camera and recorder
4	13	Original advanced ophthalmic surgeon chair(third manufacturer will be acceptable)	Original advanced ophthalmic microscope




JORDAN ARMED FORCES

The DIRECTORATE OF ROYAL MEDICAL SERVICES

THE INSTITUTE OF BIOMEDICAL TECHNOLOGY

إحتياج دائره العيون



Item 1	Slit Lamp (LED)	Qty. (8)
--------	-----------------	----------

IMPORTANT NOTE:

Vendors are required to fill out the product details, compliance information, and brochure reference page number in the columns below

TECHNICAL SPECIFICATIONS:

The unit must meet or exceed the requirements listed in the table below.

Product Details	
Name of Manufacturer	
Model/ catalogue number	
Country of Origin for the offered model	
Country where the manufacturer is based	
Delivery time	
Full warranty period	
FDA clearance OR CE Mark	

	Minimum Requirements	Compliance (Y/N), Notes	Brochure Page No.
1	The latest model of the manufacturer that satisfy our specification		
2	Excellent sharp detailed images of the cornea, fundus, and endothelium		
3	Width of slight image: (0-12 mm) continuously or better		
4	Height of slit image: (1-12 mm) continuously or better		
5	Applanation tonometer (hagg-striet preferable) must be priced separately		
6	Motorized table		



JORDAN ARMED FORCES

The DIRECTORATE OF ROYAL MEDICAL SERVICES

THE INSTITUTE OF BIOMEDICAL TECHNOLOGY

إحتياج دائره العيون



7	Type: Galilean magnification charger or equivalent with converging binocular tubes		
8	Variable magnification selection (10x, 16x, 25x, 40x)		
9	Eyepiece: 12.5x		
10	Field of view: 7-34 mm or wider range		
11	Filters: Blue, Red free, UV cut, (other filter optional and must be priced separately-- IR cut, ND, Heat insulation, exciter/barrier)		
12	LED Illumination lamp		
13	Chin rest with Vertical movement		
14	Fixation target: Red LED or white bulb		
15	Service training for two biomedical engineer/ technician as per special terms <i>To be priced separately</i>		



JORDAN ARMED FORCES

The DIRECTORATE OF ROYAL MEDICAL SERVICES

THE INSTITUTE OF BIOMEDICAL TECHNOLOGY

إحتياج دائره العيون



Item-2

Angio Optical Coherence Topography

Qty: (1)

IMPORTANT NOTE:

Vendors are required to fill out the product details, compliance information, and brochure reference page number in the columns below

TECHNICAL SPECIFICATIONS:

The unit must meet or exceed the requirements listed in the table below.

Product Details	
Name of Manufacturer	
Model/ catalogue number	
Country of Origin for the offered model	
Country where the manufacturer is based	
Delivery time	
Full warranty period	
FDA clearance OR CE Mark	

	Minimum Requirements	Compliance (Y/N) , Notes	Brochure Page No.
1	The latest highest end model of the manufacturer that satisfy our specification.		
2	Application: cross sectional and measurement of anterior and posterior ocular structure.		
3	Scan speed \geq 85000 scan per second.		
4	Method: swept source or spectral domain or laser source.		
5	Deep penetration involving the choroid details.		
6	LCD or LED display to visualize cross sectional image.		
7	Anterior OCT segment measurement that show the layers and thickness of the cornea		



JORDAN ARMED FORCES

The DIRECTORATE OF ROYAL MEDICAL SERVICES

THE INSTITUTE OF BIOMEDICAL TECHNOLOGY

إحتياج دائره العيون



8	Noise reduction.		
9	Auto rescan.		
10	Auto focus.		
11	Easy DICOM compatibility (transfer image and video).		
12	Fixation: internal and external.		
13	Light source: dual beam scanning system or super luminescent diode light.		
14	OCT modes: anterior/posterior OCT/macula/optic disc.		
15	High Accuracy eye tracking function.		
16	Extended Depth imaging (EDI)		
17	Latest PC & software version		
	a- Intel i7 processor or better.		
	b- 8 GB DDR3 ECC RAM OR Better		
	c- 1 TB hard drive OR Better		
	d- Super drive		
	e- Windows 10 operating system or better		
	f- FHD or LED monitor of at least 21 inch size.		
	g- DVD Drive R/W, USB port, for storage purposes.		
	h- Color Laser printer (HP, SAMSUNG, OKI or CANON) with separate shelf on the trolley. Data print out is required to be on A4 paper.		
	i- Additional two software and PC to connect of minimum two consultation room (priced separately)		
	j- PC's specification must comply with the manufacturer requirements		



JORDAN ARMED FORCES

The DIRECTORATE OF ROYAL MEDICAL SERVICES

THE INSTITUTE OF BIOMEDICAL TECHNOLOGY



إحتياج دائره العيون

18	Original motorized table.		
19	Any other additional features available in the system are to be mentioned for comparison purposes		
20	All standard and optional accessories should be quoted and priced separately.		
21	Service training for one biomedical engineer/ technician as per special terms <i>To be priced</i>		



JORDAN ARMED FORCES

The DIRECTORATE OF ROYAL MEDICAL SERVICES
THE INSTITUTE OF BIOMEDICAL TECHNOLOGY

إحتياج دائره العيون



Item 3	Ceiling mount Surgical Microscope, Ophthalmic	Qty. (1)
--------	---	----------

IMPORTANT NOTE:

Vendors are required to fill out the product details, compliance information, and brochure reference page number in the columns below

TECHNICAL SPECIFICATIONS:

The unit must meet or exceed the requirements listed in the table below.

Product Details	
Name of Manufacturer	
Model/ catalogue number	
Country of Origin for the offered model	
Country where the manufacturer is based	
Delivery time	
Full warranty period	
FDA clearance OR CE Mark	

	Minimum Requirements	Compliance (Y/N), Notes	Brochure Page No.
1	The latest highest end model of the manufacturer that satisfy our specification.		
2	A false ceiling surgical microscope is dedicated for use in ophthalmic surgical retina procedures is required.		
3	Magnification system that features motorized zoom for anterior and posterior segment surgery.		
4	Focus: Internal motorized		
5	X-Y Coupling		
6	Fixed working distance: 175 mm or 200 mm		



JORDAN ARMED FORCES

The DIRECTIONATE OF ROYAL MEDICAL SERVICES

THE INSTITUTE OF BIOMEDICAL TECHNOLOGY

إحتياج دائره العيون



	Minimum Requirements	Compliance (Y/N), Notes	Brochure Page No.
7	Binocular tubes for main surgeon and assistant: <ul style="list-style-type: none">- adjustable pupillary distance (PD)- Tilttable from 0 to 160 degree or wider range		
8	Independent magnification changer for assistant		
9	Magnification for eyepieces: 12.5x or 10x for surgeon and assistant		
10	Protection laser filter for surgeon and assistant		
11	Electromagnetic brake that guarantees easy and simple control		
12	Handgrip/ handgrips to be include		
13	Illumination system that provides Xenon or LED illumination system with an integrated emergency lamp		
14	High quality weight balance.		
15	Integrated (build in) OCT scan with following specifications: <ul style="list-style-type: none">- Wavelength: 830 ~840 nm approx.- Scan rate \geq 25000 A-scans/s- Documentation functions: snapshot, video and volume scan		
16	Integrated Medical grade monitor size \geq 21 inch		
17	Medical grade computer system for recording, patient administration, and transfer of videos and pictures <ul style="list-style-type: none">- OCT images to be included		




JORDAN ARMED FORCES

The DIRECTORATE OF ROYAL MEDICAL SERVICES

THE INSTITUTE OF BIOMEDICAL TECHNOLOGY

إحتياج دائره العيون



	Minimum Requirements	Compliance (Y/N), Notes	Brochure Page No.
18	Original Advanced ophthalmic Surgeon chair with following specs: <ul style="list-style-type: none">• Motorized up and down• Rechargeable battery with charger• High stability brake system		
19	Auto convert Motorized Fundus viewing system with (biom or ebos,...etc.) lenses: (60° or 90°) and 120° or better		
20	Red reflex technology		
21	Wireless multifunction foot control		
22	FHD video camera and recorder		
23	DICOM compatibility (transfer image and video).		
24	Wall mounted 55" monitor (local supplied acceptable).		
25	Any other additional features available in the system are to be mentioned for comparison purposes		
26	All accessories and options must be listed and priced separately.		
27	A list of standard accessories for the offered model		
28	Service training for one biomedical engineer/ technician as per special terms <i>To be priced separately</i>		



JORDAN ARMED FORCES

The DIRECTORATE OF ROYAL MEDICAL SERVICES

THE INSTITUTE OF BIOMEDICAL TECHNOLOGY

إحتياج دائره العيون



Item 4	Ophthalmic Surgical Microscope	Qty (5)
--------	--------------------------------	---------

IMPORTANT NOTE:

Vendors are required to fill out the product details, compliance information, and brochure reference page number in the columns below

TECHNICAL SPECIFICATIONS:

The unit must meet or exceed the requirements listed in the table below.

Product Details	
Name of Manufacturer	
Model/ catalogue number	
Country of Origin for the offered model	
Country where the manufacturer is based	
Delivery time	
Full warranty period	
FDA clearance OR CE Mark	

	Minimum Requirements	Compliance (Y/N) , Notes	Brochure Page No.
1	The latest model of the manufacturer that satisfy our specification.		
2	A floor-standing surgical microscope is dedicated for use in ophthalmic surgical procedures is required.		
3	Magnification system that features motorized zoom for anterior and posterior segment surgery.		
4	Focus: Internal motorized and/or manual		
5	X-Y Coupling		
6	Fixed working distance: 175 mm or 200 mm		
7	Magnification for eyepieces: 12.5x or 10x for main		



JORDAN ARMED FORCES

The DIRECTORATE OF ROYAL MEDICAL SERVICES
THE INSTITUTE OF BIOMEDICAL TECHNOLOGY



إحتياج دائره العيون

	Minimum Requirements	Compliance (Y/N) , Notes	Brochure Page No.
8	Binocular tubes for main surgeon and assistant with adjustable pupillary distance (PD) Assistance tube with Zero degree of the main binocular		
9	Wall mounted 55" monitor (local supplied acceptable).		
10	Electromagnetic brake that guarantees easy and simple control		
11	Handgrip/ handgrips to be include		
12	Illumination system that provides LED illumination system or xenon light (with an integrated emergency lamp)		
13	Original Advanced ophthalmic Surgeon chair with following specs: <ul style="list-style-type: none">• Motorized up and down• Rechargeable battery with charger• High stability brake system		
14	Motorized Fundus viewing system with lenses: (60° or 90°) and 120° or better. (must be prices separately)		
15	multifunction foot switch control		
16	Full archiving system (FHD) digital camera and recorder		
17	Any other additional features available in the system are to be mentioned for comparison purposes		
18	All accessories and options must be listed and priced separately.		
19	A list of standard accessories for the offered model		
20	Service training for two biomedical engineers/technicians as per term 20.1 of the special terms <i>To be priced Separately</i>		



JORDAN ARMED FORCES

The DIRECTORATE OF ROYAL MEDICAL SERVICES

THE INSTITUTE OF BIOMEDICAL TECHNOLOGY

إحتياج دائره العيون



Item 5

YAG Laser/ SLT

Qty: 2

IMPORTANT NOTE:

Vendors are required to fill out the product details, compliance information, and brochure reference page number in the columns below

TECHNICAL SPECIFICATIONS:

The unit must meet or exceed the requirements listed in the table below.

Product Details	
Name of Manufacturer	
Model/ catalogue number	
Country of Origin for the offered model	
Country where the manufacturer is based	
Delivery time	
Full warranty period	
FDA clearance OR CE Mark	

	Minimum Requirements	Compliance (Y/N), Notes	Brochure Page No.
1	The latest highest end model of the required range.		
2	Bench top compact YAG laser treatment ophthalmic photo-disruptor		
3	The ability to reduce or eliminate the PCO from the IOL		
4	Output Energy: up to 10.0 mJ/pulse adjustable in increments of 0.1 mJ or better		
5	One-Touch Lock		



JORDAN ARMED FORCES

The DIRECTORATE OF ROYAL MEDICAL SERVICES
THE INSTITUTE OF BIOMEDICAL TECHNOLOGY



إحتياج دائره العيون

6	Treatment Laser Type: Nd: YAG 1064 nm SLT: 532nm		
7	Focal Shift: to include the range (± 150) μm or better		
8	Aiming Laser Type: Diode laser		
9	To be include teaching piece with safety filter (must be priced separately)		
10	Spot size: YAG: 8 microns SLT: 400 microns		
11	Pulse duration : YAG: 3ns (nanoseconds) SLT: 3ns (nanoseconds)		
12	Slit Lamp with Eye Piece 12.5x		
13	Magnification (field of view) to include: 32x, 20x, 12x, 8x, 5x or better		
14	Motorized electrical table		
15	Foot switch		
16	Safety goggles qty. (2)		
17	cooling system		
18	All accessories and items needed to operate the system must be listed and priced separately		
19	Service training for one biomedical engineers/technicians as per term 20.1 of the special terms <i>To be priced separately</i>		



JORDAN ARMED FORCES



The DIRECTORATE OF ROYAL MEDICAL SERVICES

THE INSTITUTE OF BIOMEDICAL TECHNOLOGY

إحتياج دائره العيون

Item 6	Microkeratome	Qty. (1)
--------	---------------	----------

IMPORTANT NOTE:

Vendors are required to fill out the product details, compliance information, and brochure reference page number in the columns below

TECHNICAL SPECIFICATIONS:

The unit must meet or exceed the requirements listed in the table below.

Product Details	
Name of Manufacturer	
Model/ catalogue number	
Country of Origin for the offered model	
Country where the manufacturer is based	
Delivery time	
Full warranty period	
FDA clearance OR CE Mark	

	Minimum Requirements	Compliance (Y/N), Notes	Brochure Page No.
1	Fully integrated microkeratome to perform LASIL and other Corneal procedures		



JORDAN ARMED FORCES

The DIRECTORATE OF ROYAL MEDICAL SERVICES

THE INSTITUTE OF BIOMEDICAL TECHNOLOGY

إحتياج دائره العيون



	Minimum Requirements	Compliance (Y/N), Notes	Brochure Page No.
2	<p>Control unit with the following feature:</p> <ul style="list-style-type: none">• Easy to read display• Variable vacuum control• Low vacume option for paediatric and nystagmus patient.• Internal battery backup• Speed switch to controlling the flap thickness• Durable multifunction Footswitch (forward and backward pedal)• Any accessories for console should be quoted and priced.		
3	<p>LASIK SET : <u>SPK MOTOR</u></p> <ul style="list-style-type: none">• Lasik flap hand piece oscillation speed ≥ 15000 rpm• Flaps with 100 microns thickness• Patient suction ring (at least 4) corresponding to different levels of keratomey. Each ring must integrated with an adaptable stop position (at least 3)• Open design to see the flap while its cut• Indicative diagram for readin result (nomogram)• all accessories for motor should be quoted and priced .		



JORDAN ARMED FORCES

The DIRECTORATE OF ROYAL MEDICAL SERVICES
THE INSTITUTE OF BIOMEDICAL TECHNOLOGY

إحتياج دائره العيون



	Minimum Requirements	Compliance (Y/N), Notes	Brochure Page No.
4	Automated Lamellar Keratoplasty set: <u>Dasik and Dalck</u> <ul style="list-style-type: none">• hand piece of anterior lamellar and endothelial keratoplasty with oscillation speed ≥ 12000 rpm• various vacuum ring (at least 3) for keratoplasty dependent on K reading.• Autoclavable nitrogen turbine• Autoclavable turbine hose• Autoclavable Microkeratome head with reusable microkeratome head calibrated (priced all size)• Patient suction ring (at least 4)• Indicative diagram for readin result (nomogram)• all accessories & blade for motor should be quoted and priced separately.		
5	Autoclavable Artificial chamber (PUNCH) to be used with donor corner.		
6	Autoclavable Corneal Punch with possibility to select various diameter		
7	Trolley (local made is acceptable)		
8	All small instruments should be quoted and priced separately.		
9	Any optional accessories should be quoted and priced separately.		
10	Service training for one biomedical engineer/ technician as per term 20.1 of the special terms. <i>To be priced</i>		

separately



JORDAN ARMED FORCES

The DIRECTORATE OF ROYAL MEDICAL SERVICES

THE INSTITUTE OF BIOMEDICAL TECHNOLOGY

إحتياج دائره العيون



Item 7

Pentacam

Qty (2)

IMPORTANT NOTE:

Vendors are required to fill out the product details, compliance information, and brochure reference page number in the columns below

TECHNICAL SPECIFICATIONS:

The unit must meet or exceed the requirements listed in the table below.

Product Details	
Name of Manufacturer	
Model/ catalogue number	
Country of Origin for the offered model	
Country where the manufacturer is based	
Delivery time	
Full warranty period	
FDA clearance OR CE Mark	

	Minimum Requirements	Compliance (Y/N), Notes	Brochure Page No.
1	The latest highest end model of the required range.		
2	A Minimum of two software licences to be include in offer		
3	Upgradable software		
4	Camera : digital ccd camera		
5	Light source: blue LED		
	Measurment range : <ul style="list-style-type: none">• precision : ± 0.1 D or better• reprecudibility : ± 0.1 D or better• operation distance : more than 70mm• automatic measurment activity		



JORDAN ARMED FORCES

The DIRECTIONATE OF ROYAL MEDICAL SERVICES

THE INSTITUTE OF BIOMEDICAL TECHNOLOGY

إحتياج دائره العيون



	Minimum Requirements	Compliance (Y/N) , Notes	Brochure Page No.
6	<p>Minimum features:</p> <ul style="list-style-type: none">• Scheimpflug image• Topography maps of the anterior and posterior corneal surface• Pachymetry maps, absolute and relative• Elevation maps of the anterior and posterior corneal surface• 3D anterior chamber analysis• Anterior segment tomography• General overview display• Keratoconus detection and classification topometrically• Freely selectable four maps, refractive• Comparative and differential analysis of two examinations and side by side comparison• Freely selectable reference bodies for elevation maps• Corneal thickness progression analysis for early keratoconus detection• Side by side comparison of topometric and pachymetric data• Anterior chamber angle in 0°, automatically• Four maps anterior chamber and topometric• Anterior chamber depth map• True net power• Corneal wavefront and Zernike analysis of the total cornea• Belin Ambrosio Enhanced Ectasia display• IOL calculation		
7	Original motorized table, model and manufactured to be stated clearly.		
8	Original laptop with latest software version and high capacity memory: model and manufactured to be stated clearly.		
9	High quality colored laser printer		
9	DICOM connectivity should be available with the system		
10	Integrated axial length measurement		



JORDAN ARMED FORCES

The DIRECTORATE OF ROYAL MEDICAL SERVICES
THE INSTITUTE OF BIOMEDICAL TECHNOLOGY



إحتياج دائره العيون


	Minimum Requirements	Compliance (Y/N), Notes	Brochure Page No.
	Optical biometry and retro illumination (optional and must be priced separately)		
10	All standard accessories and optional accessories,, licences and software packages must be include in the offer and stated clearly.		
11	All optional accessories, licences and software packages must be listed and priced separately.		
12	Service training for one biomedical engineer/ technician as per term 20.1 of the special terms. <u>To be priced separately</u>		



JORDAN ARMED FORCES

The DIRECTORATE OF ROYAL MEDICAL SERVICES
THE INSTITUTE OF BIOMEDICAL TECHNOLOGY

إحتياج دائره العيون



Item 8

Electrical Ophthalmic Patient Chair

Qty (8)

IMPORTANT NOTE:

Vendors are required to fill out the product details, compliance information, and brochure reference page number in the columns below

TECHNICAL SPECIFICATIONS:

The unit must meet or exceed the requirements listed in the table below.

Product Details			
Name of Manufacturer			
Model/ catalogue number			
Country of Origin for the offered model			
Country where the manufacturer is based			
Delivery time			
Full warranty period			
FDA clearance OR CE Mark			
	Minimum Requirements	Compliance (Y/N) , Notes	Brochure Page No.
1	Heavy duty construction with stable base that resists tipping over when the patient orientation is altered		
2	Upholstery in durable material that is easy to clean and resistant to common hospital disinfectant solutions		
3	Electrically powered up/down with manual manoeuvres for backrest tilt		
4	Control for movements through footswitch		
5	All accessories and options and color choices must be listed and priced separately		



JORDAN ARMED FORCES

The DIRECTORATE OF ROYAL MEDICAL SERVICES

THE INSTITUTE OF BIOMEDICAL TECHNOLOGY

إحتياج دائره العيون



دورات الصيانة

تم وضع دورات صيانة خارجية للأجهزة التالية والتي تصان جميعها من قبل كوادر معهد تكنولوجيا الأجهزة الطبية والتي لا تخضع لعقود صيانة وهي أجهزة بحاجة إلى صيانة دائمة ولذلك فإن وجود فرق دعم فني مباشر جاهز للتدخل وحل المشكلات التي يمكن ان يواجهها مثل هذا النوع من الأجهزة المعرضة دائما لشتى انواع الأعطال يعتبر ضرورة وحاجة اساسية لادامة العمل ولذلك يجب توفير برامج تدريب وتأهيل فني على صيانة هذه الأجهزة في مراكز التدريب العالمية والمعتمدة لدى الشركات الصانعة وحيث يعتبر التأهيل و التدريب الفني لمرتببات صيانة الأجهزة الطبية على صيانة وادامة هذه مثل هذا النوع من الأجهزة هو مفتاح نجاح عمليات الصيانة و سرعتها وبالتالي تقليل وقت التعطل لاقل قدر ممكن وتقليل كلف عمليات الصيانة للحد الأدنى:

Item	Equipment	عدد الأجهزة	عدد الدورات
Item 1	Slit Lamp (LED)	8	2
Item 2	Angio Optical Coherence Topography	1	1
Item 3	Ceiling mount Surgical Microscope, Ophthalmic	1	1
Item 4	Ophthalmic Surgical Microscope	5	2
Item 5	YAG Laser/ SLT	2	1
Item 6	Microkeratome	1	1
Item 7	Pentacam	2	1



JORDAN ARMED FORCES

The DIRECTORATE OF ROYAL MEDICAL SERVICES
THE INSTITUTE OF BIOMEDICAL TECHNOLOGY

إحتياج دائره العيون



SPECIAL TERMS

- *Offers not complying with any of the special terms or the technical specifications shall be considered non-conforming with tender requirements.*

 - *Any vendor providing FORGED documents shall be disqualified from the current tender and banned from participating in any future RMS tenders.*
1. *All equipment must be the most recently released model/version which is equal to or higher than the range of the specifications of the required system (low, mid or high) and equal to or higher than the level of technology and required options mentioned in the technical specifications.*
 2. *Required certificates:*
 - 2.1 *For equipment of US origin, a copy of a certificate of FDA approval & the relevant 510K clearance for selling to US healthcare facilities for the offered model must be submitted with the technical offer.*
 - 2.2 *For equipment of other origins, a copy of either a CE certificate with the relevant CE number (MDD)/TÜV/BSI/UL OR a certificate of FDA approval & the relevant 510K clearance for selling to US healthcare facilities for the offered model must be submitted with the technical offer.*
 - 2.3 *Only for class I medical equipment, submission of a copy of Declaration of Conformity certificate (MDD) for the offered model shall be accepted.*



JORDAN ARMED FORCES

The DIRECTORATE OF ROYAL MEDICAL SERVICES
THE INSTITUTE OF BIOMEDICAL TECHNOLOGY



إحتياج دائره العيون

2.4 *With each offer, bidders must provide a formally endorsed document issued by the manufacturer stating that the bidder is the sole certified agent / distributor for the offered item.*

2.5 *In all of the above cases (except 2.4) certificates must be formally endorsed by JFDA.*

3. *Country of origin:*

i. *The country of origin of the equipment must be one of the following:*

USA, Canada, Japan, UK, Sweden, Finland, Denmark, Switzerland, Belgium, Germany, France, Netherlands, Spain, Norway, Italy, Ireland, Austria, New Zealand, Australia & Czech Republic.

ii. *Accessories and consumables may be manufactured in other countries and/or by different manufacturers.*

iii. *All offered items must be approved for sale in the same country of origin. An original and officially endorsed free-sale certificate from an authorised body must be included in the offer.*

iv. *Vendors must specify the country of origin of all offered items and accessories in the technical offer.*

v. *Except for equipment mentioned in (3.6) below, equipment manufactured by reputable companies based in any of the countries mentioned in (3.1) will be taken into consideration regardless of the manufacturing site only:*

a. *If they are approved for sale in the same county of origin (an original and officially endorsed free-sale certificate from an authorised body must be included in the offer.*



JORDAN ARMED FORCES

The DIRECTORATE OF ROYAL MEDICAL SERVICES

THE INSTITUTE OF BIOMEDICAL TECHNOLOGY

إحتياج دائره العيون




-
- b. If they are approved for sale in at least three of the countries mentioned in (3.1) (an original and officially endorsed free-sale certificate from an authorised body in those countries must be included in the offer).*
- vi. For X-ray based equipment, MRI, and nuclear medicine systems, the following parts must be manufactured in one of the countries mentioned in 3.1 above.*
- i. X-ray tubes*
 - ii. X-ray generators*
 - iii. Flat panel detectors*
 - iv. Gantries (including detectors).*
 - v. Image intensifiers*
 - vi. MRI Magnets*
 - vii. Gamma camera heads*
- vii. Bidders must submit their reservations/queries regarding tender specifications and/or special terms within the first third of the tender closing period starting from the tender announcement date. Reservations/queries submitted after the end of this period shall be rejected.*
- 4. Warranty:**
- i. Offers must include a full warranty including spare parts and labour for a period of a minimum of 24 months from the date of installation.*
 - ii. If at any time during the warranty period the item becomes inoperative due to a technical fault the item must then be repaired by the supplier /local agent within a period of fourteen days from written notification, otherwise the supplier must replace the item with a new identical functioning one and will*



JORDAN ARMED FORCES

The DIRECTORATE OF ROYAL MEDICAL SERVICES
THE INSTITUTE OF BIOMEDICAL TECHNOLOGY



إحتياج دائره العيون

endure a penalty determined by the Royal Medical Services for each day of the downtime of the system. In case the item was replaced by a new one, the warranty period mentioned in (4.1.) above will start from the installation and commissioning date of the new item.

- 5. One set of operation manual(s) and one set of service manual(s) including schematics and a spare-part list must be delivered with each unit, CD/DVD is acceptable. For large tenders, a certain agreed percentage of manuals per item may be agreed upon.*
- 6. Where applicable, pre-installation shall be the sole responsibility of the supplier. Pre-installation shall include removal of old system(s), any civil work, electrical work or site modification(s) necessary to accommodate the new system(s) according to manufacturers' specifications and safety standards in addition to the work required for bringing back the site to the same working conditions as before installing the new system(s).*
- 7. Power requirements: where applicable either single phase 220V, 50Hz or 3-phase 380V. Systems with external transformers are considered conforming only if clearly stated in the technical specifications.*
- 8. Technical offers must include clear original technical brochures/catalogues for all offered items.*
- 9. Offers must include fully detailed technical offers and compliance sheets as a soft copy (either Microsoft office or Microsoft excel format) in addition to a hard copy, mentioning the exact model/catalogue number and country of origin of the offered item(s), full technical description/specifications and any accessories or options included in the offer.*



JORDAN ARMED FORCES

The DIRECTORATE OF ROYAL MEDICAL SERVICES
THE INSTITUTE OF BIOMEDICAL TECHNOLOGY

إحتياج دائره العيون



10. *Compliance sheets must be as per the tabular format of the technical specifications in the tender documents, listing the required specifications on one column and a Yes or NO response to each point in the adjacent column, with reference to page and line numbers in the relevant technical brochure. Offers not complying with this term shall be rejected.*
11. *Accessories and consumables:*
- i. *Any accessories and consumable items necessary to operate the offered system must be clearly identified and priced separately.*
 - ii. *Technical offers must include a priced list for accessories and consumables as a hard copy in addition to a soft copy (either Microsoft office or Microsoft excel format) with prices fixed for a period of five years from the date of installation and commissioning with a maximum annual increase of 2%, any essential item not listed will be considered free of charge.*
 - iii. *Accessories and consumables must be priced according to their delivery destination either to Queen Alia International Airport or to RMS Main Medical Stores.*
 - iv. *Where applicable, a start-up kit of accessories and consumable items must be provided with each system on a free-of-charge basis.*
12. *Spare Parts:*
- i. *Technical offers must include a comprehensive and priced spare parts list as a hard copy in addition to a soft copy (either Microsoft office or Microsoft excel format) valid for a minimum period of five years with a maximum annual increase of 2%, commencing at the end date of the warranty period, any essential item not listed will be considered free of charge.*



JORDAN ARMED FORCES

The DIRECTORATE OF ROYAL MEDICAL SERVICES
THE INSTITUTE OF BIOMEDICAL TECHNOLOGY



إحتياج دائره العيون

-
- ii. *Spare parts must be priced according to their delivery destination either to Queen Alia International Airport or to RMS Main Medical Stores.*
13. *Spare parts, consumables and accessories availability must be guaranteed for a minimum period of ten years starting from the date of installation and commissioning.*
14. *Tender Awards:*
- i. *For the final list of offers having a chance of winning the award, the awarding process shall be based on the accumulative value of both the offered item and its' running cost (Total Cost of Ownership) over a period of seven years from the date of installation and commissioning. Only offers with the lowest total cost of ownership over a period of seven years from the date of installation and commissioning shall qualify for the award.*
- ii. *Running cost includes the value of consumables, accessories needed to operate the system over the same period as well as the cost of any service contract (where applicable).*
15. *For PC/Laptop based systems:*
- i. *Complete restoration medium (CD/DVD/etc.) of the operating system and the application software must be supplied.*
- ii. *Where locally supplied computers or laptops are offered, only computers/laptops from Apple, hp/Compaq, Lenovo, Dell, Fujitsu or Toshiba will be accepted, offered models must be the latest available version upon delivery.*
- iii. *Where locally supplied printers are offered only the following types and brands are accepted: HP, SAMSUNG, OKI, CANON, EPSON.*
-



JORDAN ARMED FORCES

The DIRECTORATE OF ROYAL MEDICAL SERVICES

THE INSTITUTE OF BIOMEDICAL TECHNOLOGY

إحتياج دائره العيون



-
16. *Pricing must include services of sale, shipment, transportation, delivery from port to site or to Main Medical Stores, installation, pre-installation (if needed), training, commissioning, warranty and bringing the equipment into service.*
17. *Custom clearance of goods shall be the responsibility of the Jordanian Armed Forces (JAF), however, suppliers shall bear all costs incurred by handling charges and any demurrage charges or extra expenses incurred by the port's corporation (including expenses caused by delay in presenting the necessary shipment documents for either clearing or transporting the goods to the required location mentioned in the final order, delivery note issuing charges, unloading charges, local shipping charges etc.). The supplier is also responsible for providing of all relevant shipping documents, together with the delivery order(s).*
18. *The supplier must furnish DRMS with a guarantee stamped and legalized by the Notary Public equals to (115%) of the total value of the awarded equipment valid for twelvemonths from the date of final acceptance of the equipment by DRMS.*
19. *Training:*
- 19.1. *For items where service training courses for the offered system are usually conducted abroad, offers must include a certified service training program at a reputable center abroad recognized by the manufacturer for at least one biomedical engineer or biomedical technician; all costs*



JORDAN ARMED FORCES

The DIRECTORATE OF ROYAL MEDICAL SERVICES
THE INSTITUTE OF BIOMEDICAL TECHNOLOGY



إحتياج دائره العيون

inclusive, air tickets, , boarding, commuting, accommodation (minimum 3 star hotel on full board basis) and any extra costs.

19.2. For items where user training courses for the offered item are usually conducted abroad, offers must include a certified operator training program at a reputable center abroad recognized by the manufacturer for at least one operator; all costs inclusive, air tickets, , boarding, commuting, accommodation (minimum 3 star hotel on full board basis) and any extra costs.

19.3. The period of the training courses must be according to the manufacturer's program excluding travelling days, and must be stated clearly in the technical offer.

19.4. Training Programs must conform to the following standards:

19.4.1. User training must comprise understanding and use of operation manual(s), correct and safe operation of the equipment, as well as user preventive maintenance and calibration.

19.4.2. Service training must comprise: theory, understanding and use of service manual(s), calibration, preventive maintenance procedure, and practical troubleshooting and repair exercises, and must be conducted by professional instructors employed or authorized by the system manufacturer.

19.4.3. Service training must be conducted on a system of identical make, model, and configuration to that purchased by DRMS, and designated by the manufacturer or the local agent for training purposes.

19.4.4. Certificates must be endorsed and officially sealed by the system manufacturer, legally empowering trainees to engage in user and service activities according to operation and service manual(s).

19.5. Where applicable, offers must include on-site user and service training.



JORDAN ARMED FORCES

The DIRECTORATE OF ROYAL MEDICAL SERVICES
THE INSTITUTE OF BIOMEDICAL TECHNOLOGY



إحتياج دائره العيون

20. *offers must include a certified on-site user and service training.*
21. *For offers submitted in Jordanian dinars , payment will be either by wire transfer or by cheque after final acceptance of goods .Any other way of payment will be rejected .*